



35' / 10.67 m
LOA w/standard swim platform



37'7" / 11.45 m
LOA w/optional extended swim platform



11'4" / 3.45 m



15,780 lb / 7,158 kg
Dry Weight



Twin MerCruiser® 6.2L MPI ECT
Bravo® III w/ DTS Sterndrives (T-350 hp - 261 kW)



230 gal / 871 l



40 gal / 151 l



6 people

40" / 102 cm
Draft (Sterndrives down)

38" / 96 cm
Draft (Inboards)

20°
Deadrise


28 gal / 106 l
Holding Tank

The specification measurements are approximations and subject to variance.

SUNDANCER 350 FEATURES

- Multiple interior arrangements to choose from including an enclosed mid-berth option w/ lockable door for additional privacy
- Luxurious, comfortable seating with diamond stitch quilted accents
- Standard extended fiberglass hardtop w/courtesy lighting
- Premium Fusion® audio system w/ Bluetooth®, Apple AirPlay® & Digital Signal Processing
- Choice of sterndrive or inboard propulsion - Gas or Diesel
- Standard Digital Throttle & Shift w/single lever engine synch
- Optional Axis® propulsion with helm joystick

Exterior Colors



Sea Ray
EVERY MOMENT PERFECTLY CRAFTED

SUNDANCER® 350

FEATURES & STANDARD EQUIPMENT

HULL & DECK FEATURES

Bottom Paint
Bow & Stern Eyes, Stainless Steel
Bow Rail, Stainless Steel w/Welded Stanchions
Cleats, 10" Thru-Bolted, Stainless Steel, w/ Sea Ray Logo (8)
Deck Fill Plates, Stainless Steel
Drain Plugs, Brass-Threaded - Garboard (2)
Gel Coat, Arctic White
Handrails, Stainless Steel
Hatch, Deck Vent - Translucent w/Locks & Sky Screen Cover
Hull Windows, Extra Large Acrylic - Fixed (2)
Light, Stern
Lights, Navigation - Stainless Steel
Rod Holders (2)
Rub Rail, PVC w/Stainless Steel Insert
Skylights (2)
Storage, Transom Wall
Swim Platform, Integral
Thru-Hull Fittings, Stainless Steel
Vent System, Engine Room - Integral w/ Stainless Steel Grille
Windshield, Tempered/Tinted Curved Glass w/ Walk-Thru & Stainless Steel Supports
Windshield Wipers

CANVAS (SUNBRELLA®):

Aft Curtain w/Bungee Straps
Canvas Storage Bag
Dash Cover
Front & Side Curtains Curtains

MOORING SYSTEM:

Anchor, Galvanized
Anchor Chute, Stainless Steel
Anchor Rope/Chain Storage w/ Gas Assisted Hatch
Windlass, Rope/Chain w/Foot Switches

COCKPIT FEATURES

Beverage Holders
Cockpit Vinyl Color - Ivory (White Base Vinyl w/Brown Accent Vinyl)
Cooler, Carry-On w/Designated Storage
Door, Cabin Entry (Sliding & Lockable) - Fiberglass w/Integral Steps
Door, Transom - Acrylic w/Stainless Steel Frame
Floor Liner, Fiberglass - Self-Bailing
Hatch, Engine Room - Electrically Actuated w/Emergency Pull Handle & Prop Rod
Hardtop, Extended Fiberglass w/Courtesy Lighting
Outlet, 12V Accessory
Outlet, 120V GFI Protected
Seating, Helm Bench w/ Dual Flip-Up Thigh-Rise Bolsters, Adjustable Captain's Seat & Fiberglass Storage Base
Seating, Port C-Shape - Converts to Sunpad
Seating, Port Lounger w/ Convertible Backrest
Steps, Boarding - Molded-In

Table, Cockpit - Fiberglass w/ Dedicated Storage & Sun Pad Filler Cushions
Wet Bar w/Stainless Steel Sink, Faucet, Beverage Holders, Stainless-Steel Handrail, Solid-Surface Countertop, Trash Receptacle & Storage Below

CABIN FEATURES

Carbon Monoxide Monitor
Flooring, Wood
Lighting, 12V
Outlets, 120V GFI Protected
Pillows, Accent
Shades, Pleated - Hull Windows
Wood Interior Package - Chestnut Finished Cabinetry

GALLEY:

Countertop, Solid Surface w/Stainless Steel Sink w/Cover & Faucet
Handrail, Stainless Steel
Lighting, 12V
Microwave, 120V/60 Cycle
Outlet, 12V Accessory
Power Vent, 12V
Refrigerator, Dual-Voltage - 120V/12V
Storage, Drawers w/ Cutlery Insert
Storage, Upper & Lower
Stove, 120V Two Burner Pups®
Trash Receptacle

HEAD:

Flooring - Simulated Teak
Handrail, Stainless Steel
Head (VacuFlush®)
Head, Enclosed, Full Fiberglass w/ Separate Shower Stall
Mirror, Head Door - Full Length
Mirror, Head Wall
Power Vent, 12V
Shower Wand w/Vertical Adjustment
Storage, Medicine Cabinet
Storage, Upper Shelves w/Stainless Steel Rails
Vanity w/Vessel Sink, Wood Countertop, Faucet w/Pullout Sprayer & Storage Below

MID-BERTH:

Convertible Twin Beds - Converts to Double Berth w/ Slide-Out Base & Dedicated Filler Cushion Storage
Curtain, Privacy (Hideaway)
Mirrored Bulkhead
Seating, Port Single
Storage, Drawer
Storage, Hanging Locker
Storage, Upper & Lower

SALON:

Lighting, 12V
Sofas, Port & Starboard
Steps, Cabin Entry w/Teak Treads & Non-Slip Inlays
Storage, Gunwale Cabinets
Table, Dinette - Solid Wood w/Dedicated Storage
TV, LED / Smart w/ Remote Blu-ray™ Player, Gaming System Port, DVD Storage, Coax Outlet & Gain Control

V-BERTH:

Berth, Double (Island Style) w/ Visco Elastic Foam Mattress & Storage Below
Curtain, Privacy (Hideaway)
Mirrored Rope Locker Bulkhead
Sheet Set - Fitted (Neutral Color)
Storage Cabinet w/ Shelves
Storage, Hanging Locker

TECHNICAL FEATURES

AIR CONDITIONING/HEATING:

Reverse-Cycle System (12,000 BTU)
Custom Integral Vent System

AUDIO SYSTEM:

Stereo, Fusion® Apollo 770 (In Cabin) 12V AM/FM
w/ Bluetooth™, Wi-Fi Audio Streaming;
NRX 300 Remote (Helm); 3 Pair of Fusion 6.5" Speakers; 4 Channel 1400w Amplifier

HELM:

Alarms, High-Water - Bilge & Cabin
Compass
Emergency Start System - Engines
Gel Coated Dash
Horn
SmartCraft® Diagnostics:

- Instrumentation, Custom Sea Ray SmartCraft 4-in-1 Multi-gauges (2) w/Glass Lenses, Low-Glare Blue Night Lighting & Chrome Bezels (Includes: Fuel Level, Oil Pressure, Voltmeter & Water Temperature)
- SmartCraft System Speedometer (Includes: Air & Water Temperature, Combined Fuel Level Range & GPS Interface)
- SmartCraft System Tachometers (2) (Includes: Depth, Engine Alarms/Hour Meters, Fuel Consumption/Usage & Trim Level)

SmartCraft Digital Throttle & Shift (DTS) w/ Trim Switch
Steering, Power-Assisted, Tilt Wheel w/ Wood Accent
Switch Pads, Illuminated Weatherproof Electronic w/ISO Symbols & Dimmer Control
Tilt & Trim, Power (Sterndrives Only)

ELECTRONICS:

Electronic Circuit, 30 amp
Simrad® VHF/AIS Radio

ELECTRICAL SYSTEMS:

Battery Charger/Converter, 120V/60 Cycle
Battery Switch
Battery Trays w/Mounts
Breaker Panels, Waterproof - Electronic Interface Modules & Dash Dimmer (Helm & Engine Room)
Isolator, Galvanic
Mercathode II
Panel, DC Main Breaker
Panel, Main Distribution - AC
Panel, Main Distribution - DC
Shore Power, Dual 30 Amp/120V/60 Cycle w/50' Cords & Adapters
Wiring, Color Coded w/Chafe Protection

ENGINE ROOM:

Bilge Pump, 12V Automatic
Bilge Pumps, 12V Automatic High-Water (1 Bilge, 1 Cabin)
Blowers, 12V Bilge (2)
Fire Suppression System - Automatic w/Manual Pull
Insulated & Gel-Coated Engine Room
Lighting, 12V
Oil Filters - Remote
Underwater Exhaust System, Patented (V-Drives Only)

FUEL SYSTEM:

Evaporative Emissions Fuel System
Fuel Lines, USCG - Type A-1
Fuel Tanks, Aluminum w/Electric Shutoff Valves & Electric Sending Units

UNDERWATER GEAR:

Propellers, Stainless Steel
Trim Tabs, Hydraulic
V-Drives (Optional):

- Bonding System, w/Zinc Hull Plate
- Propeller Shafts, 1 1/2" Stainless Steel (2) - Aquamet 19
- Propellers, Nibral 3-Blade
- Rudders - Manganese-Bronze
- Seacocks - Engines
- Seawater Strainers - Engines
- Shaft Logs, Dripless w/Extra Seal Carrier Kit
- Struts, Manganese-Bronze

WASTE SYSTEM:

Head System (VacuFlush®)
Holding Tank Level Indicator - MDP
Holding Tank w/Dockside Pump-Out (28 Gallon)
Sump Box w/Pump - Automatic

WATER SYSTEM:

Freshwater Washdown Spigot
Pressure Water System w/12V Pump
Shower, Cockpit - Hot & Cold, Stainless Steel
Water Heater, 120V (6 Gallon) w/Exchanger
Water Inlet, Dockside
Water Manifold System
Water Tank (40 Gallon)

STANDARD PROPULSION

Twin MerCruiser® 6.2L MPI ECT* Bravo® III w/DTS Sterndrives (T-350 hp - 261 kW)

*Non-catalyzed engines available for select international markets. Consult your local dealer for availability.

SUNDANCER® 350

OPTIONS & ACCESSORIES

OPTIONAL PROPULSION

TWIN GASOLINE STERNDRIVES:

T-MerCruiser 6.2L MPI ECT* SeaCore Bravo III w/DTS

(T-350 php - 261 kW)

T-MerCruiser 8.2 MAG ECT* Bravo IIIx w/DTS

(T-380 hp - 283 kW)

T-MerCruiser 8.2 MAG ECT* SeaCore Bravo IIIx w/DTS

(T-380 hp - 283 kW)

*Non-catalyzed engines available for select international markets.
Consult your local dealer for availability.

AXIUS® PROPULSION:

T-MerCruiser 6.2L MPI ECT* Bravo III w/Axius

(T-350 hp - 261 kW)

T-MerCruiser 6.2L MPI ECT* SeaCore Bravo III w/Axius

(T-350 hp - 261 kW)

T-MerCruiser 8.2 MAG ECT* Bravo IIIx w/Axius

(T-380 hp - 283 kW)

T-MerCruiser 8.2 MAG ECT* SeaCore Bravo IIIx w/Axius

(T-380 hp - 283 kW)

Axius Propulsion System Includes Axius Control Joystick &
SmartCraft Digital Throttle & Shift

*Non-catalyzed engines available for select international markets.
Consult your local dealer for availability.

TWIN GASOLINE V-DRIVES:

T-VD-MerCruiser 8.2 Horizon ECT w/DTS

(T-375 hp - 280 kW)

TWIN DIESEL AXIUS STERNDRIVES::

T-Mercury® 370 Diesel TDI® 4.2L T3 Bravo IIIxR w/Axius

(T-354 hp - 264 kW)

TWIN DIESEL V-DRIVES:

T-VD-Mercury 370 Diesel TDI® 4.2L T3

(T-354 hp - 264 kW)

EXTERIOR COLOR

Gel Coat, Full Solid Color Hull

Gel Coat, Colored Hullside

UPHOLSTERY, INTERIOR, SEATING & FLOORING

Aft Enclosed Stateroom

Cockpit Vinyl Color - Dune (Tan Base Vinyl w/ Brown Accent Vinyl)

Flooring Color: Brown or Grey

Snap-In Carpet - Cockpit

Snap In Infinity Woven Vinyl Flooring - Cockpit

Snap-In SeaDek - Cockpit

SeaDek Swim Platform Matting (Glue down)

Teak Flooring – Cockpit and Swim Platform

Teak Flooring – Extended Swim Platform

Large Table Option in Salon

LG Earth Polished

Mid-stateroom L Shaped Seating

Pecan Interior Package C

Prestige Cherry Interior Package A

Teak Cockpit Table

HARDTOP, TOWER & CANVAS

Canvas Color: Black, Marine Midnight Blue or Toast Tweed

Cockpit Cover

Fiberglass Hardtop w/ Extended Sunshade

Fiberglass Hardtop w/ Opening Canvas

ELECTRONICS

4G Radar - Simrad

Digital Dash w/ Mercury VesselView Link Data (9"); (Includes: Simrad

G09 (9") Touchscreen Displays; Chartplotter w/ Preloaded Charts;

Transducer w/ Depth, Water Temperature and Fishfinder)

Digital Dash w/ Mercury VesselView Link Data (12"); (Includes:

Simrad G012 (12") Touchscreen Displays; Chartplotter

w/ Preloaded Charts; Transducer w/ Depth, Water Temperature

and Fishfinder)

Marine Weather

Premier Audio Upgrade - Combined Cabin & Cockpit (Includes: 4

Pairs of Fusion 6.5" Signature Series Speakers, 2 - 10" Signature

Series Subwoofers (Located in Cockpit & V-berth) & 2- 1600W 5

Channel Amps)

SiriusXM® Satellite Receiver (N/A outside North America)

TV w/ Remote Blu-Ray™ Player - Mid Cabin

TV w/ Remote Blu-Ray™ Player - Cockpit

ADDITIONAL OPTIONS

220 V / 50 Cycle Electrical System

Additional Rod Holders (4 total)

All Chain Windlass w/Galvanized Anchor

Anchor Washdown System

Blue or White LED Lighting Package

Bow Rail, Split

Bow Thruster

C E Option Group

Central Vacuum System - 120v/60

Central Vacuum System - 220v/50

Cockpit Built In Grill - 120v/60

Cockpit Built In Grill- 220v/50

Cockpit Refrigerator Dual Volt (120v/60-12v)

Cockpit Refrigerator Dual Volt (220v/50-12v)

Electric Submersible Swim Platform

Extended Swim Platform

Fender Clip System - Quick Connect

Flagpole w/ Base & US Flag

Generator (120v/60) - Diesel

Generator (120v/60) - Gas

Generator (220v/50) - Diesel

Generator (220v/50) - Gas

Gourmet Station includes Countertop, Stainless Steel Sink & Electric
Grill

Gray Water System

Inverter - 12v To 120v/60 Cycle

Inverter - 12v To 220v/50 Cycle

Macerator w/ Seacock Interlock System

Opening Portlights

Remote Controlled 5" Spotlight

Thru Hull Under Water LED Lights - Blue or White

VacuFlush Head System w/ Direct Overboard Discharge (Int'l)

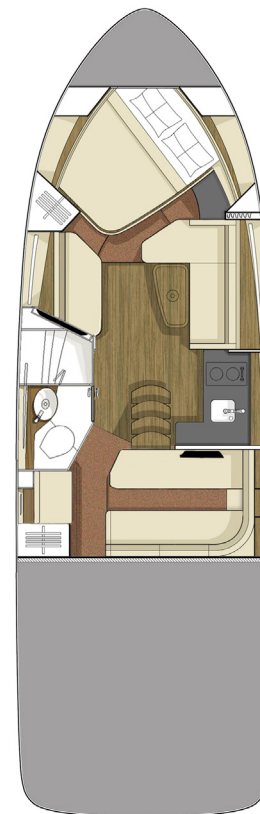
Windshield w/ Stainless Steel Top Trim

*NOTE: Some features and options may not be available when a boat
is built for regions outside North America and/or has CE Certification.*

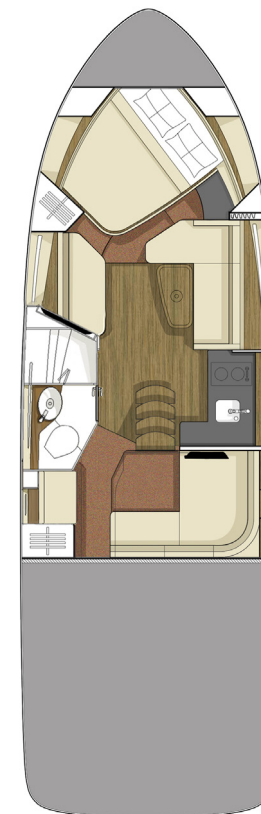
*Boats ordered with 220V/50 cycle electrical systems will have the
appropriate appliances in the corresponding voltage.*



COCKPIT LAYOUT



STANDARD CABIN LAYOUT



OPTIONAL CABIN LAYOUT
Shown w/Optional Mid-Berth 'L-Shaped' Seating
(Converts to sleeper)

SUNDANCER® 350

Form and function. We're often told we have to pick one. Not so with the Sundancer 350, where stylish aesthetics for the jetsetter and power for the explorer combine in perfect harmony. Drive to the places only your heart knows, and when you arrive, entertain with ease in your gourmet galley. First-class amenities in the cabin stretch from the island-style bed to the gorgeous salon and beyond; in the cockpit, conversation flows with ease. Others say: Choose. Sea Ray says: Why not choose both?



The helm is impeccably dressed for ergonomics and good looks and includes a full complement of SmartCraft® diagnostic instrumentation, VHF radio, and room for a variety of electronic options.



From the deluxe galley with ample storage to the solid-surface counter tops and recessed stove, the Sundancer 350 Coupe is fit for a top chef.



The 350 boasts impressive capacity for more entertaining and an integrated, extended swim platform with optional transom gourmet center brings the party right down to the water.



The 350's V-berth comes fully equipped so you can rest easy. The double bed is outfitted with neutral sheets as well as a luxurious memory-foam mattress.



This optional gourmet transom space features a solid surface countertop with electric grill and stainless steel sink.



The luxurious, wood-trimmed mid-berth includes convertible twin beds that convert to a double berth w/slide-out base & dedicated filler cushions.



Sea Ray Boats, 800 S. Gay Street, Suite 1200, Knoxville, TN 37929. Internet address: <http://www.searay.com>

Note: Not all accessories shown in pictures or described herein are standard equipment or even available as options. Some features and options may not be available when a boat is built for outside North America and/or has CE Certification. Options and features are subject to change without notice. Not all model year boats may contain all the features or meet the specifications described herein. Confirm availability of all accessories and equipment with an authorized Sea Ray dealer prior to purchase. Printed in the U.S.A. February 2019 ©Sea Ray Boats.